



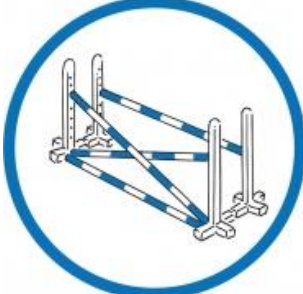


## Equine Achievement Badges

	<p><b>Access to Endurance</b></p> <p>Awarded to Members who have attained the following badges: Fitness, Map Reading, First Aid (Equine), First Aid (Human), Road Rider, Care of the Foot, Countryside Access, and have completed a total of 50 km of Endurance Rides.</p>
	<p><b>Bandaging &amp; Rugs</b></p> <p>To be able to put on stable bandages, a tail bandage, a rug and roller and a New Zealand rug.</p>
	<p><b>Beach Riding</b></p> <p>Be able to help plan for an outing to the beach and choose a beach safe for group riding.</p>
	<p><b>Blue Cross Equine Welfare</b></p> <p>Awarded to Members who have attained 10 welfare-related badges: Bandaging &amp; Rugs, Care of the Horse's Foot, Feeding, First Aid (Equine), Handling &amp; Grooming, Lorinery, Mucking Out, Perfect Paddock, Saddlery and Shoeing.</p>
	<p><b>Building Show Jumps</b></p> <p>To be able to recognise various types of show jumps. To be able to build various types of show jumps safely. To have an understanding of how to build a simple show jumping course and understand the different lines.</p>






## Equine Achievement Badges

	<p><b>Care of The Horses Foot</b></p> <p>To know something of the structure of the horse's foot, the need for daily care and some knowledge of the trimming and shoeing process.</p>
	<p><b>Countryside Access</b></p> <p>To understand simple countryside access law in your country and be able ride confidently and competently in the countryside.</p>
	<p><b>Dressage Arenas</b></p> <p>To be able to place the letters in, and know the dimensions, of both a long and short arena.</p>
	<p><b>Equine Behaviour</b></p> <p>To be able to deal with ponies in and around the stable according to their behaviour and understand how and why they behave as they do under certain circumstances.</p>
	<p><b>Equipment Safety</b></p> <p>Created in conjunction with BETA (British Equestrian Trade Association). To know what to look for in a correctly fitting Riding Hat &amp; Body Protector and understand the importance of correctly adjusting the jaw and back straps on hats. To know when to replace and how to care for safety equipment. To be able to carry out safety checks on tack.</p>

## Equine Achievement Badges

	<p><b>Feeding</b></p> <p>To know the basic rules of feeding and to be able to recognise different feedstuffs.</p>
	<p><b>Field Safety</b></p> <p>To build knowledge of the appropriate behaviour and methods when handling ponies at grass to ensure safety and welfare of both ponies and other people.</p>
	<p><b>First Aid (Equine)</b></p> <p>To know how to treat minor wounds and illness. To be able to recognise signs of good/ill health and know about the necessary protection against Tetanus, Flu and Worms.</p>
	<p><b>Fitness</b></p> <p>To understand why a pony shouldn't be too fat/thin. To understand the work/feeding required to keep your pony in good condition and fit for the job he is about to do.</p>
	<p><b>Handling &amp; Grooming</b></p> <p>To be able to run up a pony in hand and to tie it up safely. To be able to identify and use all grooming utensils correctly.</p>

## Equine Achievement Badges

	<p><b>Loading</b></p> <p>To be able to load/unload a pony, with assistance, safely into/out of a trailer or horsebox.</p>
	<p><b>Lorinery</b></p> <p>Aimed at a higher-level candidate, this badge looks at all aspects of Lorinery from pre-biting considerations to bit manufacture.</p>
	<p><b>Lunging Equipment</b></p> <p>To be able to fit tack and equipment for lunging correctly and be able to handle lunging equipment safely and effectively.</p>
	<p><b>Mucking Out</b></p> <p>To be able to name and use stable tools to muck out and to talk about different types of bedding.</p>
	<p><b>Native Breeds</b></p> <p>To be able to identify British breeds of horses and ponies, where they originate and their physical characteristics.</p>






## Equine Achievement Badges

	<p><b>Perfect Paddock</b></p> <p>To know what your pony needs from his paddock, from topics such grass type, fencing and poisonous plants.</p>
	<p><b>Plaiting</b></p> <p>To know the principles of plaiting a mane and tail, know occasions when the horse/pony should be plaited and recognise a well plaited mane and tail.</p>
	<p><b>Points of the Horse</b></p> <p>To know the points of the horse, colours and markings.</p>
	<p><b>Rider Nutrition</b></p> <p>To understand the importance of eating a balanced diet in order to be able to maintain health &amp; fitness leading towards more effective riding. To be aware of what foods contribute to providing riders with a healthy balanced diet.</p>
	<p><b>Riding on the Lunge</b></p> <p>Members must show the ability to sit straight and in balance while on the lunge in walk and trot, with and without reins and stirrups. They should be able to show some simple suppling exercises on the move and rising trot without stirrups.</p>

## Equine Achievement Badges

	<p><b>Road Rider</b></p> <p>To be able to apply the 'Green Cross Code' and Highway Code as a road user. For more information and assessors' notes, go to the Coaching Resources page.</p>
	<p><b>Saddlery</b></p> <p>To be able to name the parts of, and put on a saddle and a snaffle bridle, know about the care and cleaning of same. Be able to identify common bits, i.e. Eggbut/Loose-ring Snaffle, Pelham etc.</p>
	<p><b>Security Awareness</b></p> <p>To be aware of the security issues related to keeping horses and relevant crime prevention methods.</p>
	<p><b>Sequence of Footfalls</b></p> <p>To understand and show knowledge of the sequence of footfalls in all paces.</p>
	<p><b>Shoeing</b></p> <p>To know the indications that a pony needs the farrier, what to look for in a newly shod foot, and to know the blacksmith's tools.</p>

## Equine Achievement Badges

	<p><b>Tack Cleaning</b></p> <p>To know the equipment needed, the importance of a clean bit and be able to undertake a daily and weekly clean.</p>
	<p><b>Turnout of Pony &amp; Rider</b></p> <p>To be able to turnout rider and pony to The Pony Club standard. To understand why it is necessary to be clean and tidy.</p>
	<p><b>Understanding Training</b></p> <p>To understand the importance of the way of going in horses and ponies, how to recognise the correct way of going and to understand the application of the Scale of Training.</p>
	<p><b>Worm Control</b></p> <p>To understand the main worms affecting horses, how we aim to manage worm burdens in horses and ponies and the most effective and sustainable ways of achieving this.</p>
	<p><b>Yard Safety</b></p> <p>To build knowledge of the appropriate behaviour &amp; awareness required when on a yard with a number of ponies to ensure safety and welfare of both ponies and other people. This is an ideal pre-camp badge.</p>