

# The Irish Pony Club



## Eventing Rules 2021

***Rules that differ from Eventing Rule Book 2016  
are shown in bold and italic text***

As a member of the Irish Pony Club, I stand for the best in sportsmanship as well as horsemanship.

I shall compete for the enjoyment of the game well played and take winning and losing in my stride, remembering that without good manners and good temper, sport loses its cause for being.

I shall at all times treat my horse with due consideration.

## TABLE OF CONTENTS

<b>SECTION 1: THE COMPETITION</b> .....	<b>4</b>
<b>1.1 INTRODUCTION</b> .....	<b>4</b>
<b>1.2 DRESSAGE</b> .....	<b>5</b>
1.2.1 Arena .....	5
1.2.2 The Dressage Test .....	5
1.2.3 Entering the Arena .....	5
1.2.4 Leaving the Arena .....	5
1.2.5 Errors of Course .....	6
1.2.6 Salute .....	6
1.2.7 Fall of Horse or Rider .....	6
1.2.8 Resistance .....	6
1.2.9 Grinding Teeth and Swishing Tail .....	6
1.2.10 Assistance .....	6
1.2.11 Whips .....	7
1.2.12 Penalties .....	7
1.2.13 Scoring .....	7
1.2.14 Dressage Judging Sheets .....	7
1.2.15 Dress .....	7
<b>1.3 CROSS-COUNTRY</b> .....	<b>8</b>
1.3.1 The Cross Country Course .....	8
1.3.2 Obstacles .....	8
1.3.3 Dimensions of Obstacles .....	8
1.3.4 Measurement of Obstacles .....	8
1.3.5 Chart of Dimensions .....	9
1.3.6 Spreads .....	10
1.3.7 Banks .....	10
1.3.8 Water Obstacles .....	10
1.3.9 Steps .....	10
1.3.10 Bounces & Bullfinches .....	10
Bounces and Bullfinch fences are not permitted. ....	10
1.3.11 Corners .....	10
1.3.12 Overhead obstructions .....	10
1.3.13 Adjacent Obstacles .....	10
1.3.14 Combination fences .....	10
1.3.15 Hazards .....	11
1.3.16 Practice Fence .....	12
1.3.17 Speed .....	12
1.3.18 Penalties .....	12
1.3.19 Definition of Faults .....	12
1.3.19.1 Refusals .....	12
1.3.19.2 Run-Outs .....	13
1.3.19.3 Circles .....	13
1.3.19.4 Falls .....	13
1.3.19.5 Knocking Down a Fence Flag .....	13
1.3.20 Marking the Course .....	13
1.3.20.1 Boundary Flags .....	14
1.3.20.2 Black Line Flags .....	14
1.3.20.3 Direction Markers .....	14
1.3.20.4 Class Colour Codes or Instructions .....	14
1.3.21 Inspection of the Course .....	14
1.3.22 Plan or Map of the Course .....	14
1.3.23 Modification of the Course .....	15

1.3.24	Starting and Timing .....	15
1.3.24.1	Starting Enclosure .....	15
1.3.24.2	Interval between Competitors .....	15
1.3.24.3	Timing of Delays on the Course.....	16
1.3.25	Overtaking.....	16
1.3.26	Finishing .....	17
1.3.27	Elimination and Retiring.....	17
1.3.28	Dismounting .....	17
1.3.29	Outside Assistance .....	17
1.3.30	Forbidden Assistance .....	17
1.3.31	Scoring.....	17
<b>1.4</b>	<b>SHOW JUMPING .....</b>	<b>18</b>
1.4.1	The Show Jumping Course .....	18
1.4.2	Practice Fences .....	18
1.4.3	Time .....	19
1.4.4	Penalties .....	19
1.4.5	Inspection of the Course.....	20
1.4.6	Plan of the Course.....	20
1.4.7	Scoring .....	20
<b>SECTION 2: GENERAL RULES FOR COMPETITORS.....</b>		<b>21</b>
<b>2.1</b>	<b>UNATTENDED HORSES.....</b>	<b>21</b>
<b>2.2</b>	<b>TACK INSPECTION WITH PASSPORTS .....</b>	<b>21</b>
<b>2.3</b>	<b>WARM UP.....</b>	<b>21</b>
2.3.1	Riding In .....	21
2.3.2	Lunging.....	21
<b>2.4</b>	<b>TACK.....</b>	<b>21</b>
<b>2.5</b>	<b>DRESS .....</b>	<b>22</b>
<b>2.6</b>	<b>WHIPS, SPURS AND BITS .....</b>	<b>22</b>
2.6.1	Whips .....	22
2.6.2	Spurs .....	22
2.6.3	The Bit.....	22
2.6.4	Falls .....	22
<b>2.7</b>	<b>DISQUALIFICATION.....</b>	<b>23</b>
<b>2.8</b>	<b>Anti-Doping.....</b>	<b>23</b>
<b>SECTION 3: QUALIFIERS AND CHAMPIONSHIPS.....</b>		<b>24</b>
<b>3.1</b>	<b>RIDER ELIGIBILITY .....</b>	<b>24</b>
<b>3.2</b>	<b>FORBIDDEN SUBSTANCES .....</b>	<b>24</b>
<b>3.3</b>	<b>HORSE/PONY ELIGIBILITY.....</b>	<b>24</b>
<b>3.4</b>	<b>HORSE &amp; RIDER COMBINATIONS .....</b>	<b>25</b>
<b>3.5</b>	<b>QUALIFICATION FOR EVENTING CHAMPIONSHIPS .....</b>	<b>26</b>
3.5.1	General Conditions.....	26
<b>3.6</b>	<b>OPEN QUALIFICATION.....</b>	<b>27</b>
<b>3.7</b>	<b>INTERMEDIATE QUALIFICATION .....</b>	<b>27</b>
<b>3.8</b>	<b>JUNIOR QUALIFICATION.....</b>	<b>27</b>

<b>3.9 U12 QUALIFICATION .....</b>	<b>28</b>
<b>3.10 Branch Entries .....</b>	<b>28</b>
<b>3.11 BRANCH REPRESENTATIVES .....</b>	<b>28</b>
<b>3.12 SUBSTITUTION.....</b>	<b>28</b>
<b>3.13 SCORING AND CLASSIFICATION .....</b>	<b>28</b>
3.13.1 Individuals .....	28
3.13.2 Teams.....	29
<b>3.14 Equality.....</b>	<b>29</b>
<b>3.15 Awards at championships .....</b>	<b>29</b>
<b>3.16 AWARDS AT AREA AND BRANCH EVENTS .....</b>	<b>29</b>
<b>3.17 Queries and OBJECTIONS .....</b>	<b>29</b>
<b>3.18 JURY OF APPEAL .....</b>	<b>30</b>
<b><i>SECTION 4: ORGANISATIONAL REQUIREMENTS .....</i></b>	<b><i>31</i></b>
<b>4.1 SAFETY STATEMENT.....</b>	<b>31</b>
<b>4.2 OFFICIAL STEWARD.....</b>	<b>31</b>
<b>4.3 SAFETY OFFICER.....</b>	<b>31</b>
<b>4.4 MEDICAL COVER.....</b>	<b>31</b>
<b>4.5 VETERINARY COVER.....</b>	<b>32</b>
<b>4.6 DESTRUCTION OF SEVERELY INJURED HORSES.....</b>	<b>32</b>
<b>4.7 FARRIER COVER .....</b>	<b>32</b>
<b>4.8 COURSE MAINTENANCE.....</b>	<b>32</b>
<b>4.9 COOLING OFF ARENA.....</b>	<b>32</b>
<b>4.10 COMMUNICATIONS .....</b>	<b>32</b>
<b>4.11 COMMENTARY .....</b>	<b>33</b>
<b><i>APPENDIX 1 – NOVICE EVENTS.....</i></b>	<b><i>34</i></b>
<b><i>APPENDIX 2 - CONDITIONS OF THE RED MILLS IRISH PONY CLUB EVENTING LEAGUE .....</i></b>	<b><i>35</i></b>
<b><i>APPENDIX 3 - EVENT CHECKLIST .....</i></b>	<b><i>36</i></b>
<b><i>APPENDIX 4 - EXAMPLES OF PRACTICE SHOWJUMPING FENCES THAT ARE NOT ALLOWED....</i></b>	<b><i>37</i></b>

## SECTION 1: THE COMPETITION

### 1.1 INTRODUCTION

Eventing is a competition consisting of three phases:

- **Dressage**
- **Show Jumping**
- **Cross Country**

Each phase must be ridden from memory, astride, and with the same horse and rider combination throughout the competition. Dressage shall always be the first phase, followed by show jumping and then cross-country. This order will be adhered to at all levels, except that the show jumping and cross-country phases may be reversed at the Championships or at a qualifier but only with prior consultation with the Chief Steward. The interval between phases will be a minimum of 30 minutes between dressage and showjumping but a minimum of 1 hour between cross country and showjumping.

Eventing provides the Irish Pony Club with a competition requiring courage, determination and all-round riding ability on the part of the rider and careful and systematic training of the horse.

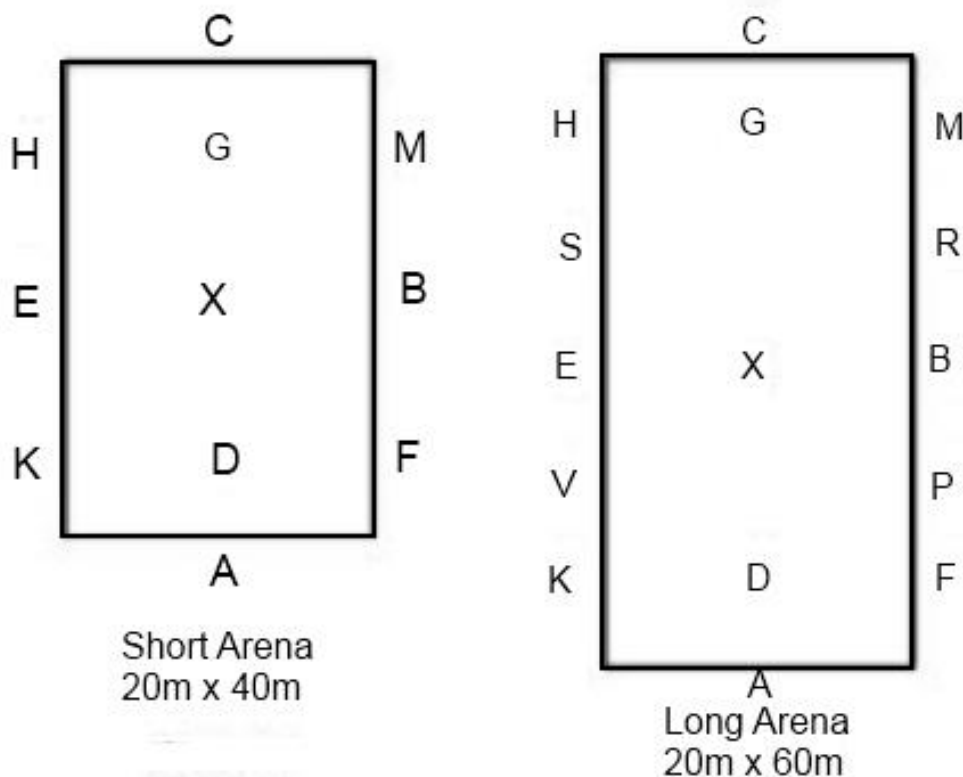
Its objective is to encourage a higher standard of riding throughout the Irish Pony Club and to stimulate among the future generation a greater interest in riding as a sport and as a recreation.

Every eventuality cannot be provided for in these Rules. In any unforeseen or exceptional circumstances it is the duty of the relevant officials to make a decision in a sporting spirit and to approach as nearly as possible the intention of these Rules.

## 1.2 DRESSAGE

### 1.2.1 Arena

The standard dressage arena measures 40m x 20m. For some tests an arena measuring 60m x 20m may be required. Arenas must be erected on flat and level ground, separated from the public and adjacent arenas, preferably by 20m but by a minimum 10m. If necessary the area should be roped in order to avoid disturbance or distractions. The letters outside the arena should be positioned about 0.5m away from the arena surrounds.



### 1.2.2 The Dressage Test

The current Irish Pony Club Eventing Dressage tests allotted for the year will be used at Area and Branch Events and at the Championships. The tests should be ridden from memory and with both hands, except when saluting or otherwise directed. There are no time limits except in the case of resistance. All the movements must follow in the order laid down on the test sheet.

### 1.2.3 Entering the Arena

***A competitor must enter the Dressage arena within 45 seconds of the signal.***

### 1.2.4 Leaving the Arena

All riders must leave the arena at A after performing a test. A horse is eliminated if during a test it leaves the arena when the surround is 23cm high or more. Where the surround is less than 23cms, and is marked by boards or similar, no marks may be given for the movement when the horse places all four feet outside the arena.

Where the arena is marked by a line only, or intermittent boards it is left to the discretion of the judges as to the marks deducted. Any horse leaving the arena not under control will be



eliminated and for this purpose the Test begins when the horse enters at A and finishes when it leaves the arena at A after completing the Test.

#### **1.2.5 Errors of Course**

A rider is judged to have made an error of course when he departs from the direction or pace as laid down in the text for the test. Under normal procedure the judge on observing that an error has occurred shall ring the bell and indicate to the rider if necessary the point of which he must take up the test again and the next movement to be executed. However, in some cases when although the competitor makes an error of course, sounding the bell would unnecessarily impede the fluency of the performance it is up to the judge to decide whether or not to sound the bell – for instance a transition to canter made at K which should have been made at A. The judge shall note in the appropriate place in his remarks column that an error occurred.

A rider who starts the wrong test will be allowed to restart the correct test at the judge's discretion. He must do so immediately without any delay. He will be penalised for a first error of course.

The test finishes when the horse leaves the arena at A. Any departure from the instructions as to the manner of leaving the arena may be regarded as an error of course and penalised accordingly.

#### **1.2.6 Salute**

All riders must take the reins and whip if carried in one hand when saluting. Riders drop the other hand down by their side and bow with their head only.

#### **1.2.7 Fall of Horse or Rider**

After entering the dressage arena a fall of either horse or rider incurs elimination. The rider must report to the official doctor on duty whether or not he wishes to ride again on the day. If passed fit by the official doctor the rider may seek permission from the Chief Steward to continue Hors Concours in the same competition riding the same horse.

#### **1.2.8 Resistance**

Any horse failing to enter the arena within 45 seconds of the signal to start shall be eliminated. Any horse refusing to continue the test for a period of 20 consecutive seconds during the course of a test shall be eliminated.

#### **1.2.9 Grinding Teeth and Swishing Tail**

Grinding of teeth is considered a resistance, as is repeated swishing of the tail. Penalties for these faults may be deducted from the movements concerned and from the marks for General Impression at the end of the test.

#### **1.2.10 Assistance**

**Voice:** The use of the voice is prohibited and shall be penalised by the loss of two marks from those that would have been awarded for the movement in which this occurred.

**Outside:** Any outside assistance by voice, signs, movements, etc, is considered as assistance to a rider or to his horse. The combination may be eliminated for receiving assistance at the discretion of the judge or the Chief Steward.

### **1.2.11 Whips**

Whips of any length may be carried during the Dressage Test. A dropped whip may not be picked up.

### **1.2.12 Penalties**

Errors of course are penalised as follows:

First Error	2 penalties
Second Error	4 penalties
<b>Third Error</b>	<b>Elimination</b>

These marks are cumulative.

### **1.2.13 Scoring**

The judge's good marks shall be added together and any penalties awarded shall be deducted. This total is subtracted from the maximum mark obtainable. Multiply the result by 100 and divide it by the maximum mark obtainable. The result is the score in penalty points for the test.

When there is more than one judge the resulting totals are then averaged.

### **1.2.14 Dressage Judging Sheets**

These sheets may be handed to the District Commissioner, or his representative of the competitors concerned, when the dressage penalties for all competing in the class have been calculated and posted on the scoreboard. It is important that this is done in good time so that any errors can be spotted and the result amended before the prize giving.

### **1.2.15 Dress**

Consult the current Tack Sheet for rules on permitted saddlery and dress.

**Lack of gloves 2 penalties**

## 1.3 CROSS-COUNTRY

### 1.3.1 The Cross Country Course

The length of the course shall be approximately 1600 - 2800m (1 - 1.75 miles) at Area and Branch Events and 2500 - 3500m (1.5 - 2.2 miles) at the Championships.

In Under 12 classes the length of the course should not exceed 1800m.

At Qualifiers and Branch competitions it is recommended there should be approximately 24 jumping efforts, which shall include at least one ditch either with or without a fence. At the Championships the number of jumping efforts may be increased and should include at least one ditch. In U12 classes there should be approximately 20 jumping efforts.

### 1.3.2 Obstacles

Obstacles must be solid, fixed and imposing. Where natural obstacles are used, they must be reinforced if necessary so that they present, as far as possible, the same problem throughout the competition.

- All portable fences must be secured to the ground in such a way that it will not be possible for them to be dislodged by a horse.
- Obstacles will be numbered and flagged and must be jumped in numerical and/or alphabetical order.
- Within the limits laid down in the following pages obstacles should be designed to prepare competitors for the Championships.
- Poles used for timber obstacles shall be not less than 10cm in diameter at their narrowest end.

### 1.3.3 Dimensions of Obstacles

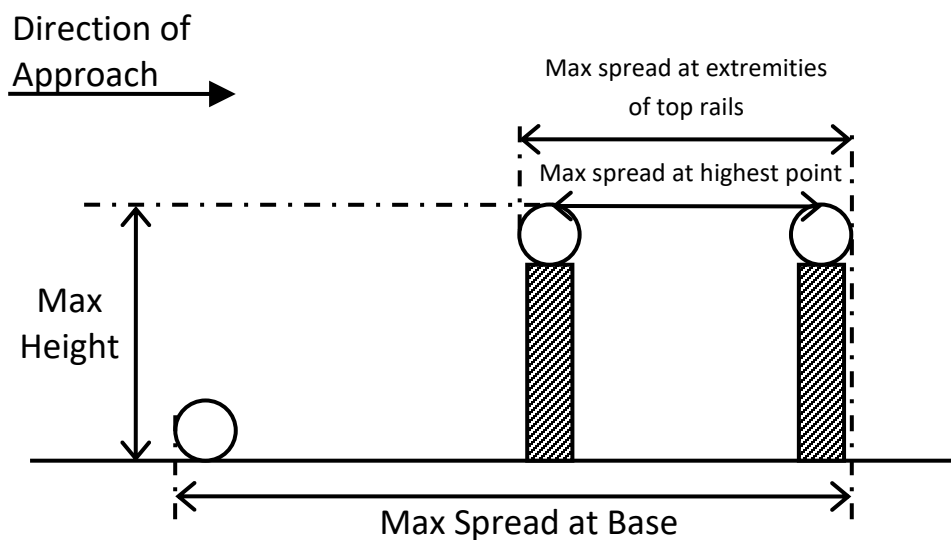
The following table gives the maximum permitted dimensions of obstacles for each class. This does not mean that obstacles must always be of uniform height or spread throughout their length, or that these dimensions may never be exceeded anywhere between the red and white flags marking the extent of the obstacle. It is sufficient if that part of the obstacle where the average horse and rider could reasonably and conveniently be expected to jump does not exceed the maximum permitted dimensions.

### 1.3.4 Measurement of Obstacles

- The height of an obstacle is measured from the point from where the average horse would take off.
- The spread of an open obstacle, e.g. an oxer or open ditch, is measured from the outside of the rails or other material making up the obstacle.
- The spread of a closed obstacle with a solid top, e.g. a table, is measured from the highest point to the highest point.
- Where the height of an obstacle cannot be clearly defined, e.g. a natural hedge or brush fence, the height is measured to the fixed and solid of the obstacle through which a horse cannot pass with impunity. The overall height of a natural hedge or brush fence may not exceed the maximum height by more than **10 cms**.

### 1.3.5 Chart of Dimensions

<b>CROSS COUNTRY</b>	<b>Open</b>	<b>Intermediate</b>	<b>Junior</b>	<b>Under 12</b>
<u>Length of Course</u> At Area & Branch events	1600 - 2800m	1600 - 2800m	1600 - 2800m	Not to exceed
At Championships	2500 - 3500m	2500 - 3500m	2500 - 3500m	1800m
Speed	500mpm	450mpm	420mpm	350mpm
<u>Obstacles</u> Number of jumping efforts	Not more than 28	Not more than 25	Not more than 25	Not more than 20
Maximum Height	1.10m	1.00m	90cm	80cm
Max spread – highest point	1.10m	1.00m	90cm	80cm
Max spread - extremities of top rails	1.20m	1.15m	1.05m	1.00m
Max spread – base	<b>1.90m</b>	<b>1.55m</b>	<b>1.40m</b>	1.10m
<u>With spread only</u> Max spread without height	2.15m	1.80m	1.50m	N/A
<u>Drop Fences</u> Max. drop	1.50m	1.40m	1.20m	1.0m
<u>Jump into and out of water</u> Max. depth of water	30cm	30cm	30cm	<b>Run through or jump</b>



### **1.3.6 Spreads**

At obstacles with spread only (dry or water filled ditch) a low guardrail or hedge not exceeding 50 cm in height, that facilitates jumping is permitted. Guardrail or hedge must be included in the measurement of the spread.

Spreads without a guardrail must be riveted on the take-off side.

### **1.3.7 Banks**

Banks on to the top of which a horse is intended to jump shall not exceed a height of 1.05m or have a spread of less than 2.75m. If the slope is sufficient to allow a horse to land on the face of it and scramble up there is no limit to the height or spread.

### **1.3.8 Water Obstacles**

At Area/Branch and Championship Events water obstacles that require a horse to jump into water, either over a fence or down a vertical drop may be included provided that the underwater surface is sound.

Where a horse is required to jump into or out of water or where there is an obstacle in the water, the depth of water is measured from firm ground where the horse would normally land or take off. Elsewhere the water must not greatly exceed the maximum depth of 30cms. In order to prevent a bold horse from jumping it in one, the water must be at least 5.50m wide.

### **1.3.9 Steps**

Each individual step shall not exceed the maximum height permitted for the relevant class.

### **1.3.10 Bounces & Bullfinches**

Bounces and Bullfinch fences are not permitted.

### **1.3.11 Corners**

Corners are permitted in Open, Intermediate and Junior classes.

**An easier, time wasting black flagged, option must be available for Junior classes.**

Corners are not permitted in Novice or U12 classes.

### **1.3.12 Overhead obstructions**

Any roof, rigid or solid barrier or branch over an obstacle must be a minimum of 3.65m above ground level.

### **1.3.13 Adjacent Obstacles**

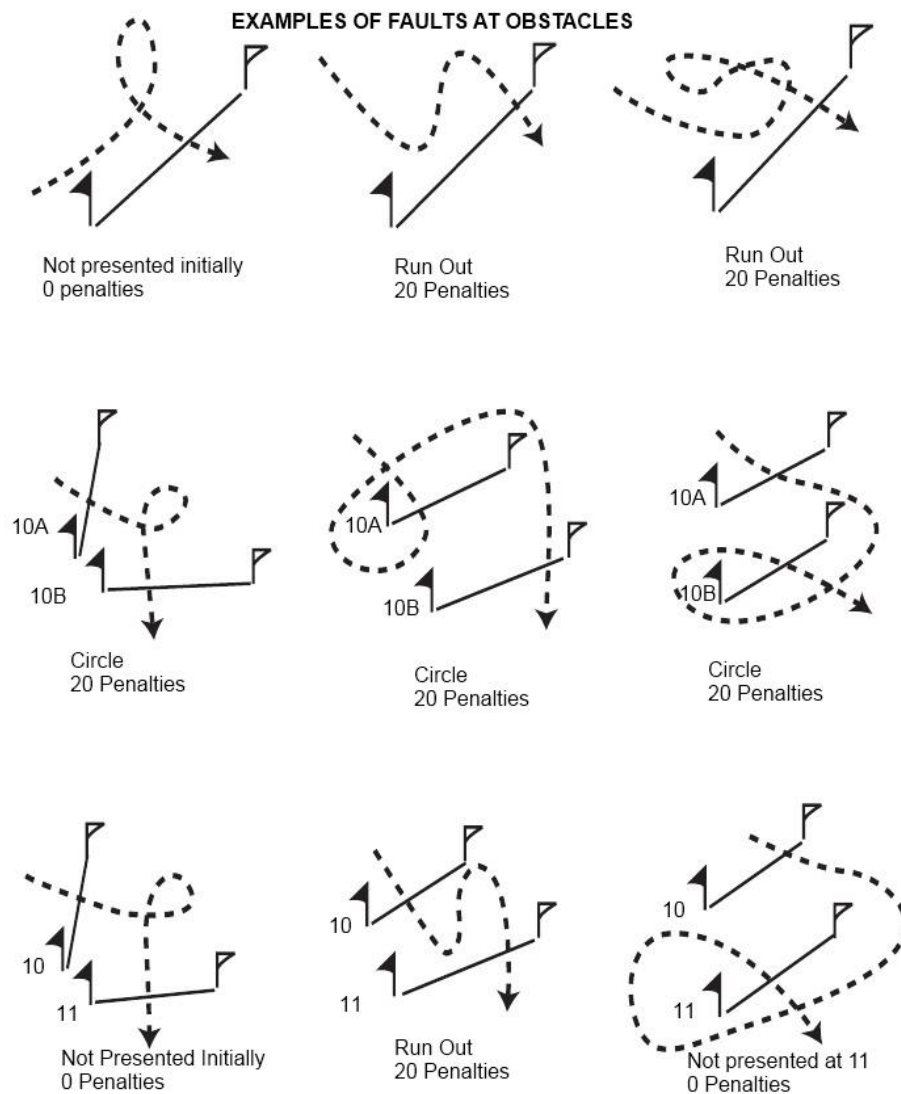
If two or more obstacles, although sited close together, are designed as separate problems each shall be numbered and judged independently. A competitor may circle between them or go beyond the line of the fence without penalty provided that he has not presented his horse to the next obstacle. He must not, under penalty of elimination, retake any obstacle, which he has already jumped.

### **1.3.14 Combination fences**

When an obstacle is formed of several elements such as banks or steps, a normal or an angled combination, each part shall be flagged and marked with a different letter (A, B, C etc.) but only the first element shall be numbered and all elements shall be judged as one obstacle. They must be jumped in the correct sequence.

A competitor who circles between two lettered elements incurs penalties. He may refuse, run out or circle only twice in all without incurring elimination. The third refusal within the obstacle as a whole eliminates.

If a competitor refuses at any part he may retake any elements already jumped, although he will be penalised for any new fault even if he has previously jumped an element successfully. He may pass the wrong way through the flags of any element without penalty in order to retake an element.



### 1.3.15 Hazards

Certain natural features such as ditches and drops which, although not regarded as obstacles, might cause some horses to refuse, may be classified as hazards. Their dimensions must not exceed the maximum allowed for other obstacles. At hazards, ordinary refusals, run-outs, circles and falls shall not be penalised, and the only penalty shall be elimination if the horse resists its rider for 60 consecutive seconds. Riders may not dismount and lead through or over a hazard on penalty of elimination.

### 1.3.16 Practice Fence

A simple practice fence for warming up should be provided near the start marked with red and white flags, the dimensions of which must not exceed the maximum height or spread permitted for the competition in progress. If the obstacle is adjustable adhesive tape must be applied to the holes that are above the permitted maximum height. Another practice fence, which will remain for the duration of the competition as a simple cross pole, is recommended.

### 1.3.17 Speed

The optimum time for completing the course is calculated on the speeds in 1.3.2 C. Chart of Dimensions. Exceeding the optimum time incurs 0.4 penalties for each second.

### 1.3.18 Penalties

Starting before the Starter's signal to start	2 penalties
First refusal run-out or circle of horse at obstacle	20 penalties
Second refusal run-out or circle of horse at same obstacle	40 penalties
Third refusal run-out or circle of horse at same obstacle	Elimination
<i>(The above penalty points are cumulative)</i>	
Fourth refusal around the course	Elimination
Fall of rider anywhere on the course	Elimination
Fall of horse anywhere on the course	Elimination
Error of course not rectified	Elimination
Omission of obstacle or boundary flag	Elimination
Knocking down an obstacle or boundary flag	See Rule 1.3.19 .5
Jumping obstacle in wrong order	Elimination
Re-taking, in whatever direction, an obstacle already jumped (see Rule 1.3.13)	Elimination
Horse resisting rider for 60 consecutive seconds anywhere on the course	Elimination
Every commenced period of 1 second in excess of Optimum time	0.4 penalties
Exceeding the Time Limit (which is twice the optimum time)	Elimination
Continuing the course without hat or with chinstrap unfastened	Elimination
Forbidden assistance	Elimination
<b>Jumping crossed flags</b>	<b>Elimination</b>

### 1.3.19 Definition of Faults

#### 1.3.19.1 Refusals

- At obstacles or elements with height (i.e. exceeding 30 cm) a horse is considered to have refused if it stops in front of the obstacle or element to be jumped. If a horse then jumps from a standstill this is considered a refusal and incurs 20 penalties. If the horse is re-presented at the obstacle after stepping back and stops or steps back again, this is a second refusal and incurs a further 40 penalties. A third refusal at the same obstacle incurs elimination.

- At obstacles or elements of 30 cm or less in height a stop, followed immediately by a standing jump, is not penalised unless the stop is sustained or in any way prolonged. The horse may step sideways but if he steps back with even one foot, this is a refusal. After a refusal, if the competitor redoubles or changes his efforts without success, or if the horse is represented at the obstacle after stepping back and stops or steps back again, this is a second refusal. A third refusal at the same obstacle incurs elimination.

#### **1.3.19.2 Run-Outs**

A horse is considered to have run out if having been presented at an obstacle it avoids that obstacle in such a way that it has to be re-presented.

#### **1.3.19.3 Circles.**

A horse is considered to have circled if it crosses its original track, from whichever direction, while negotiating or attempting to negotiate the obstacle, or any part thereof. If a horse completes a circle while being re-presented at the obstacle after a refusal or a run-out, it is penalised only for the refusal or run-out. A competitor may circle without penalty between two separately numbered obstacles even if they are quite close together, provided he clearly does not present his horse in an attempt to negotiate the second obstacle after jumping the first.

#### **1.3.19.4 Falls**

- A rider is considered to have fallen when he is separated from his horse in such a way as to necessitate remounting or vaulting into the saddle.
- A horse is considered to have fallen when the shoulder and quarters have touched either the ground or the obstacle and the ground.

#### **1.3.19.5 Knocking Down a Fence Flag**

There is no penalty for knocking down a fence (boundary) flag. If in the process the horse's head passes the wrong side of the flag, i.e. to the left of the white or to the right of the red, the competitor must retake the fence and shall be debited the penalties for the run-out(s). Competitors may ask if they have to re-take the fence, and the fence judge is obliged to tell them. This is not considered 'forbidden assistance'.

#### **1.3.20 Marking the Course**

All flags and markers shall be large and placed in conspicuous positions and should be at least 1.50m high. Flags and flag poles should be made in such a way and of such material that they would break away cleanly if hit by a horse or rider, thereby avoiding injury to either party.

Where different parts of the same obstacle are to be jumped by more than one class, the section of the obstacle applicable to each class must be clearly marked at each end with the appropriate class indicator.

Before commencement of each class, the boundary flags must be re-positioned, where necessary, so that they exactly define the course for the class concerned.



Inoperative flags should not be displayed where obstacles for different classes are adjacent. Crossed flags indicate this fence should not be jumped; any competitor jumping crossed flags will be eliminated.

#### **1.3.20.1 Boundary Flags**

Red and white boundary flags or indicators are used to mark the start and finish and compulsory sections of the course, to define obstacles and to indicate compulsory changes of direction. They are placed in such a way that a rider must leave a red flag on his right and a white flag on his left. Such red or white flags or indicators must be respected, under penalty of elimination, wherever they may occur on the course, whether singly or in pairs. Only obstacles which are numbered and marked by two boundary flags are judged as obstacles.

#### **1.3.20.2 Black Line Flags**

A black line on red and white boundary flags is used to show that an obstacle, either single or made up of several elements, has an alternative route which may be jumped without penalty. Both sets of flags will be marked with a black line. A competitor is permitted to change without penalty from one black line flagged route to another (e.g. jumping 9A left hand route then 9B right hand route) provided he has not presented his horse at the next element of the original line.

#### **1.3.20.3 Direction Markers**

Direction Markers should be Orange and are placed so as to mark the route and help the rider in keeping to the course. They may be passed on either side and keeping close to them is not necessary. Boundary flags and direction markers shall be large and placed in conspicuous positions. Compulsory turning flags may be used only if absolutely necessary and will have the red flag on the right and the white on the left. They should be marked on the plan of the course.

#### **1.3.20.4 Class Colour Codes or Instructions**

For the convenience of competitors while inspecting the course either coloured indicators or/and written instructions must be clearly visible.

Open	-	Blue
Intermediates	-	Green
Juniors	-	Yellow
U/12-Novice	-	Pink

#### **1.3.21 Inspection of the Course**

The Cross Country course, in its entirety, should be completed, flagged, and ready for inspection by competitors by 2.00 pm on the day preceding the Cross Country Phase. Depending on the format of the Championships this time may have to be delayed until the current day's competition has been completed. It may be inspected on foot only.

Unauthorised alteration to or tampering with obstacles, direction flags, roping or foliage on the course is strictly forbidden and shall be penalised by elimination. Members climbing over or sitting on Cross Country fences will be disqualified.

#### **1.3.22 Plan or Map of the Course**

A plan of the course shall be displayed by the time it is open for inspection. It must include for each class

- The course to be followed and its length
- The Time Allowed and the Time Limited
- The numbering of the obstacles
- Any compulsory turning points
- Obstacles with black line flag alternatives

### **1.3.23 Modification of the Course**

After the course is open for inspection by competitors, no alteration may be made except that where exceptional circumstances (such as heavy rain) make one or more obstacles unfair or dangerous. The Official Steward if appointed, or the Organiser if there is no Official Steward is authorised to reduce the severity of or to by-pass such obstacles. In such a case, the Cross Country Steward and every competitor must be officially informed of the proposed alteration before the start of the Phase.

No modification to the obstacles is allowed but if it is necessary in the interests of safety to order an obstacle to be taken out during the competition all jumping faults previously incurred at that obstacle shall be cancelled with the exception of eliminations. A time allowance may be made at the discretion of the Official Steward. A competitor who has been eliminated shall NOT be reinstated in the competition. Once taken out, the obstacle shall NOT be re introduced.

### **1.3.24 Starting and Timing**

In order to start, the horse, and all parts of it, must be behind the start flags, under the direction of, and at the discretion of the Starter. Competitors should start from a standing position. If they are unable to comply with this requirement they may move around quietly within the start box but must not gain any advantage by so doing. The Starter will alert the riders by counting down from five before giving the signal to start. Competitors who start early will have their time recorded from the moment they started and will have 2 penalties added to their score. If a horse fails to cross the start line within 60 seconds of the signal being given, the competitor is eliminated.

#### **1.3.24.1 Starting Enclosure**

At the Championships, competitors must start from within a simple enclosure erected at the start and made of wooden posts and wooden or plastic rails measuring approximately 5m square with an open front marked with a red and white flag and a gap in one or both sides through which the horse will enter. At Branch and Area events this will be at the discretion of the Organisers.

Assistance within the starting enclosure is permitted, provided it ceases immediately the signal to start is given. From that instant, competitors are considered to be on the course and any subsequent assistance is forbidden (See Rule 1.3.30 Forbidden Assistance). It is important that the atmosphere at the start is as calm as possible.

#### **1.3.24.2 Interval between Competitors**

Ideally competitors should be started at two-minute intervals. However, with the permission of the Chief Steward, competitors may be started at a closer interval but never at less than one

minute. The starter must never reduce this and must at all times take action to avoid excessive numbers on the course.

Time is counted from the signal to start until the instant when the horse's nose passes the finishing post. In the case of a team competition the finishing time of the last horse counts. It is counted in whole seconds, fractions being taken to the next second about, e.g. 30.5 seconds is recorded as 31 seconds.

#### **1.3.24.3 Timing of Delays on the Course**

When it is necessary for an official to stop competitors on the course while an obstacle is being repaired or because of an accident, the period during which competitors were held up should be deducted from the above time to give their correct time for completing the course.

If it is necessary to stop competitors because the course has become obstructed, or because of a breach of safety rules, an official or fence judge will record the time as the competitor passes a specific point at full competition speed. He will indicate the requirement to stop by waving a red flag in the path of the competitor. Any signal to stop will be given clearly and only after the competitor has passed the stopping point. An Official will stop competitors only upon the instructions of Control or during an emergency at his own obstacle.

The riders, having been informed of the stopping point at which the time was recorded, may decide where they need to re-start in order to pass the stopping point at full competition speed. The time during which the competitors were stopped will be deducted from the total time taken by the competitors to complete the course.

#### **1.3.25 Overtaking**

Overtaking is allowed only between fences at a safe and visible place having due consideration for fellow competitors, spectators and officials.

A minimum distance of 40 metres should be kept between competitors at all times except when overtaking (40 metres is the length of the short dressage arena). Therefore riders must stay at least 40 metres apart on the approach to a fence. Joining another competitor and continuing the course together is strictly forbidden.

A stationary rider near a fence, for whatever reason, should make every effort to position the horse so as not to distract other horses from approaching and jumping the fence. He must obey the fence judges' instructions.

**The penalty for wilful obstruction of an overtaking rider, failure to follow the instructions of the steward or causing danger to another competitor is elimination, at the discretion of the Chief Steward**

Any competitors having already acquired penalties on the course must be particularly vigilant in not causing obstruction and impeding other competitors and must give way to overtaking competitors.

Competitors must follow directions from fence judges and officials at all times. Failure to comply with any of the provisions of this rule may lead to disqualification at the discretion of the Official Steward.

### **1.3.26 Finishing**

On completion of the course competitors will ride directly to the cooling off arena and vacate the finish area in order to avoid a clash with subsequent finishers.

### **1.3.27 Elimination and Retiring**

**Competitors eliminated or retiring from any part of the cross country course for any reason whatsoever shall leave the course at a walk and shall take every precaution to avoid disturbing other competitors. No further obstacles may be jumped.**

### **1.3.28 Dismounting**

If competitors need to check their horses, adjust saddlery or equipment they may dismount and remount without penalty. If in the vicinity of an obstacle the rider must seek permission from the fence judge in order to avoid the possibility of being penalised for a fall. They may request and receive assistance from fence judges, officials or onlookers while so doing, including remounting.

### **1.3.29 Outside Assistance**

Competitors may ask, and fence judges should inform them, of the number of refusals or run-outs incurred. Competitors may ask if they have to re-take a fence, and the fence judge is obliged to tell them. This is not considered 'forbidden assistance'.

### **1.3.30 Forbidden Assistance**

Competitors may be eliminated for any of the following:

- Any intervention by a third party, whether solicited or not, with the object of facilitating the task of the competitor or of helping his horse is considered illegal assistance.
- Joining another competitor and continuing the course in company with him.
- Posting any persons at certain points to call directions or give signals in passing.
- Anyone at an obstacle actively encouraging the horse by any means whatsoever.
- Anyone, including a fence judge or official, calling back or assisting a competitor by directions to rectify an error of course.
- Receiving any information, by any means whatsoever, about the course, before it is officially open to competitors.
- Whether or not a competitor has received forbidden assistance, and is to be eliminated, will be left to the discretion of the Chief Steward.
- Normally a competitor will be eliminated unless, in the opinion of the Chief Steward, he did not receive benefit in any way from such assistance.

### **1.3.31 Scoring**

The penalty points incurred for faults at the obstacles and for exceeding the optimum time are added together to give the competitors penalty points for this phase.

## 1.4 SHOW JUMPING

This phase consists of one round of the show jumping course, judged under the Rules of the SJI except where modified below. There is no jump off.

### 1.4.1 The Show Jumping Course

The course should consist of seven to ten numbered obstacles at least three of which shall be spreads and must include a double combination. Safety cups must be used for the back uprights of all spread fences. Flat cups must be used for gates and planks. At Championships the course may include a double and a treble combination. It should be straight forward, flowing and without sharp changes of direction. It is the responsibility of the Chief Steward to ensure that the course is built to a standard height, except for the first two obstacles, which may be 15cms below the standard. In the event of adverse weather conditions or going, obstacles may be reduced in height by not more than 10cms. Obstacles should be as solid and imposing in appearance, as materials will allow.

**Table of Maximum Dimensions for Show Jumping**

	<b>Open</b>	<b>Intermediate</b>	<b>Junior</b>	<b>U12</b>
Max height	1.10m	1.00m	90cms	80cms
Max spread at highest point	1.10m	1.00m	90cms	80cms
Max spread at base	1.80m	1.40m	1.20m	1.00m
Water	2.70m	Not allowed	Not allowed	Not allowed
Water Tray	permitted	permitted	Not allowed	Not allowed

**Exceptions:** At the Championships in the Open competition only, two fences may be set at a maximum height of 1.15cm and a maximum spread at the highest point of 1.15cm and at the base of 1.20cm.

### 1.4.2 Practice Fences

- A minimum of two practice fences must be provided, built and jumped in accordance with SJI rules.
- The SJI Course Builder is responsible for ensuring that a minimum of one upright and one spread obstacle is provided in each practice area.
- A third practice fence, which will remain for the duration of the competition as a simple cross pole, is recommended.
- These obstacles are intended for warming up purposes prior to competing.
- They are not to be used for prolonged schooling by competitors or others immediately before, during or after a competition.
- All elements of practice obstacles must be capable of being knocked down in the normal manner and must not be fixed, jammed or positioned in a manner which prevents or hinders them from falling.
- One pole only may be laid flat on the ground at the ground line vertically below the front edge of the first element of the obstacle or up to 1 metre in from and parallel to it on the take off side.

- At least one end of any other pole or plank forming part of a practice obstacle must be supported by a standard cup or fitting.
- Sloping poles are permitted on straight obstacles and on the front element only of spread obstacles, but the unsupported end of this sloping pole must rest at or in front of the ground line.
- False ground lines are not allowed.
- Practice spread obstacles are not to be jumped in such a direction that the front element is higher than the rear element.
- Practice obstacles are to be jumped in one direction only. The direction in which the obstacle is to be jumped must be indicated with red and white flags or supports. The red flags or support must always be passed on the rider's right hand side and the white flag or support on his left.
- Raising, throwing or moving a pole, stick, rope of other object against one or more of the legs of a horse while it is jumping an obstacle, so that the horse in either case is induced to raise such leg or legs higher in order to clear the obstacle, is forbidden.
- The height of the practice obstacles must not exceed the maximum height of obstacles allowed by the rules for the competition in progress. It is recommended that adhesive tape should be applied to the holes on the upright, that are above the recommended height thus preventing the practice fence being raised above the maximum height permitted.
- See Appendix 4.

### 1.4.3 Time

Time allowed is calculated at 325 metres per minute. The time limit is twice the time allowed.

### 1.4.4 Penalties

Knocking down obstacle	4 penalties
First disobedience of horse	4 penalties
Second disobedience of horse in whole course	8 penalties
Third disobedience of horse in whole course	Elimination
Fall of rider	Elimination
Fall of horse	Elimination
Every commenced period of 4 seconds in excess of time allowed	1 penalty
Exceeding the Time Limit	Elimination
Error of course not rectified or other reasons	Elimination
See SJI rules	

Where the Show Jumping phase precedes the cross country, competitors incurring more than 24 jumping penalties or having been eliminated in the show jumping phase for whatever reason, must seek permission from the Chief Steward if that competitor wishes to attempt the cross country phase. A competitor who has fallen in the show jumping phase must report to the official doctor on duty whether or not he wishes to ride again on the day. If passed fit by the official doctor the rider may seek permission from the Chief Steward to continue Hors Concours on the same horse in that competition.

#### **1.4.5 Inspection of the Course**

The course shall be ready for inspection by competitors at least one hour before the commencement of the first show jumping phase.

#### **1.4.6 Plan of the Course**

A plan of the course shall be displayed by the time the course is ready for inspection showing:

- The course to be followed and its length
- The start and the finish
- The time allowed and the time limit.

#### **1.4.7 Scoring**

Any jumping and time penalties shall be added together to give the competitor's penalty points.

## **SECTION 2: GENERAL RULES FOR COMPETITORS**

### **2.1 UNATTENDED HORSES**

Horses must not be left unattended while tied in an unconfined space outside a trailer, lorry or stable. The rope attached to the head collar should be passed through a small loop of string and tied with a quick release knot. Horse trailers must remain attached to the towing vehicle at all times. Horses may not be left in unhitched trailers.

### **2.2 TACK INSPECTION WITH PASSPORTS**

Tack inspection will take place before competitors enter the warm up arena. This ensures, in so far as possible, that tack is in a serviceable condition and is correctly fitted, and that riders are safely and properly attired. In the interests of fairness and animal welfare competitors must comply with the rules on the current tack sheet. Failure to do so could result in disqualification. Competitors must have the horse's passport available at Tack Inspection. The official name of the horse, as on the passport, must be used on all entry forms and on all programmes without exception. Failure to comply with this requirement could result in disqualification.

### **2.3 WARM UP**

#### **2.3.1 Riding In**

Horses may only be ridden by their designated riders. Competitors may exercise their horses in the area provided. They shall not exercise in the car park or horsebox area or among spectators. Except when actually competing competitors may not, under penalty of elimination, ride in any dressage or show jumping arenas or near any cross country obstacles after these have been prepared for the competition.

#### **2.3.2 Lunging**

Only with the permission of the Chief Steward and the landowner may horses and ponies be lunged. This must be conducted in a safe manner in an allocated area and only by a competent person.

Lunging in side reins, but not bearing, check or balancing reins, is permitted while exercising or warming up, as is the wearing of boots and bandages. Side reins must be attached under the saddle flaps and not passed between the forelegs.

### **2.4 TACK**

Competitors and their trainers/parents should familiarise themselves with the contents of the Current IPC Tack Sheets. These are available on [www.irishponyclub.ie](http://www.irishponyclub.ie) and from your Branch Secretary.

- Permitted tack varies from phase to phase as defined in the current Tack Sheet. Only tack allowed for a phase of the competition may be worn before or during that phase.
- After the tack inspection for each phase, no changes are permitted until that phase is completed.
- Neither the feet nor the stirrup leathers or irons may be attached to the girth, nor the feet attached to the stirrup irons. Stirrups should be the correct size to accommodate the rider's boots, and should have 7mm clearance on either side.



- Responsibility - it is the responsibility of competitors that their dress, saddlery, whips etc., are in accordance with the rules, irrespective of any inspections.
- The Official Steward has absolute discretion to forbid the use of any bit or gadget, which he considers to be cruel.

## **2.5 DRESS**

While walking the cross country course and when dismounted in the collecting ring, competitors must be tidily dressed but not necessarily in riding clothes. While walking the show jumping course competitors must be dressed in riding clothes. At the prize giving mounted or dismounted, competitors must be correctly dressed in their competition riding clothes.

## **2.6 WHIPS, SPURS AND BITS**

For the dressage phase whips of any length may be carried. For cross country and show jumping whips may be up to 75cms in length and must not be weighted. Spurs and bits permitted are listed on the current tack sheet.

### **2.6.1 Whips**

The use of a whip must be:

- for a good reason - The whip must only be used either as an aid to encourage the horse forward or as a reprimand. Thus it must never be used to vent a rider's temper.
- at an appropriate time - As an aid, the appropriate time is when the horse is reluctant to go forward under normal aids of seat and legs. As a reprimand, the only appropriate time is immediately a horse has been disobedient, e.g. napping, refusing (but not after elimination, which is always excessive). The whip should not be used after a horse has just jumped the fence.
- in the right place - As an aid to go forward, the whip may be used down the shoulder or behind the leg. It must never be used 'over arm', e.g. a whip in the right hand being used to the left flank. The use of a whip on a horse's head, neck etc. is always excessive use.
- with appropriate severity - As a reprimand only, a horse may be hit hard. However, it should never be hit more than three times for any one incident; and if the horse is injured by the whip, e.g. the skin is broken or there is a weal, its use is excessive.

### **2.6.2 Spurs**

Spurs must not be used to reprimand a horse. Such use is always "excessive", as is any use that results in a horse being injured by a spur.

### **2.6.3 The Bit**

The bit must never be used to reprimand a horse. Any such use is excessive.

### **2.6.4 Falls**

A rider is considered to have fallen when he is separated from his horse in such a way as to necessitate remounting or vaulting into the saddle.

A horse is considered to have fallen when the shoulder and quarters have touched either the ground or an obstacle and the ground.

A fall, during any of the three phases, of either horse or rider is penalized by elimination.

A rider who has had a fall anywhere on the day of competition must report to the medical officer on duty, whether or not he wishes to ride again on that day.

A rider who has been eliminated due to a fall in one competition may only start on another horse, or in another competition, on the same day if he has been examined and passed as fit to compete by the event doctor.

***In the case of a head injury, or other injury likely to cause concussion the following applies: Concussion – mandatory 21 day suspension from all Irish Pony Club activities which involve riding. For further information on Irish Pony Club rules regarding concussion go to [www.irishponyclub.ie](http://www.irishponyclub.ie)***

## **2.7 DISQUALIFICATION**

The Official Steward, Cross Country Steward or the Chief Judge may disqualify a competitor at any stage of the competition for any of the following:.

- Dangerous riding
- If, in his opinion, the horse is lame, sick or exhausted
- For misuse of whip or spur, or ill-treatment of horse
- For unseemly behaviour, including bad language, rudeness or aggression or for any breach of the Rules
- ***For directly questioning any judges on their decisions about any competitor. (For correct procedure see rule 3.17 Queries and Objections)***

## **2.8 ANTI-DOPING**

The Irish Pony Club Anti-Doping rules are the Irish Anti-Doping Rules as adopted by the Irish Sports Council, as amended from time to time. The rules contained in the said Irish Anti-Doping Rules shall have effect and be construed as rules of The Irish Pony Club.

These rules are available at: <http://www.irishsportsCouncil.ie/Anti-Doping/>

## SECTION 3: QUALIFIERS AND CHAMPIONSHIPS

### 3.1 RIDER ELIGIBILITY

**Open:** Under 23 on 1<sup>st</sup> January of current year. Must have C test.

**Intermediate:** Under 23 on 1<sup>st</sup> January of current year. Must have C test.

**Intro Intermediate:** **Riders must be in their 15<sup>th</sup> year. Must have C test.**

**Junior:** Under 15 on 1<sup>st</sup> January of current year. Must have C test.

**Under 12:** **Riders must be in their 10<sup>th</sup> year & under 12 on 1<sup>st</sup> January of current year.**

***D+ test standard*** ***required. DCs must ensure that their members are capable of riding an U12 cross country course.***

***NB: See Appendix 1 – Novice Events***

Riders must be active members of their current or previous branch and be paid up members of the IPC.

Riders must have participated at three appropriate rallies since the 1<sup>st</sup> June of the previous year, two of which should be cross country rallies mounted on the horse on which they wish to enter a one-day event. Attendance at camp counts as one working rally. Team practice and coaching do not count. District Commissioners have discretion. Should a breach of eligibility be discovered, the competitor may be disqualified.

### 3.2 FORBIDDEN SUBSTANCES

It is forbidden for all competitors to take any prohibited substance whatsoever. All competitors should now be aware that they may be liable for testing at any event without notification in accordance with The Irish Sports Council regulations.

### 3.3 HORSE/PONY ELIGIBILITY

- Horses and ponies must be a minimum of 5 years of age.
- Horses and ponies may be ridden by only one rider on any day of competition.
- There is no height limit.
- All horses and ponies must have genuinely participated at a minimum of 3 working rallies since 1<sup>st</sup> June in the previous year, one of which must be in the current year, with a member of the Irish Pony Club.
- Horses that have gained more than 61 points and are registered in the current year are not eligible. (Points which may have been awarded by Eventing Ireland for junior competitions should be deducted from the total points when establishing the horses' eligibility).
- Horses that have gained more than 61 points and have not been registered or have not competed with Eventing Ireland, British Eventing or at any International events in the current year are eligible to compete in the Open, Intermediate and Junior sections in the IPC qualifiers and championships.
- Passports may be requested by the IPC or the Department of Agriculture at any time.

- It is strongly recommended that competitors have their horses vaccinated against Equine Flu.

### **3.4 HORSE & RIDER COMBINATIONS**

#### **3.4.1**

Horse and rider combinations registered with or competing in Eventing Ireland EI 115, EI 110, EI 110P, classes in the current year are eligible to compete only in the Open class in IPC Eventing.

#### **3.4.2**

Horse and rider combinations registered with or competing in EI 100, EI 100J, EI 100P classes in the current year are eligible to compete only in the Open or Intermediate classes in IPC Eventing.

#### **3.4.3**

Horse and rider combinations registered with or competing in EI 90 or EI 90P classes in the current year are eligible to compete in Open, Intermediate or Junior classes in IPC Eventing.

#### **3.4.4**

Horse and rider combinations that have qualified for the Championships at any level may not compete in Novice events.

#### **3.4.5**

Riders, who have competed in the current year's championship, may not compete in a novice or U12 competition on a horse or pony which was ridden by a different rider at the same championship. Permission from the Chief Steward may be sought in exceptional cases only.

#### **3.4.6**

Horse and rider combinations may compete in only one competition on any day.

#### **3.4.7**

A horse that is eligible to compete only in the Open class but whose rider does not have the necessary experience may enter either Intermediate or Junior section for one year only. The combination must satisfy the following conditions:

- The horse must not be registered with Eventing Ireland or British Eventing in the current calendar year.
- The rider must satisfy the requirements of Rule 3.1 and have no previous relevant Eventing or show jumping experience.
- The combination must not have taken part in any form of competition at any level in any previous calendar year.
- In very exceptional circumstances downgrading of a combination may be permitted.

#### **3.4.8**

A written application must be made to the Chairman of Eventing of the IPC. A form will be issued which must be completed and signed by the D.C. and the Eventing area representative. Application needs to be made early in order to complete the process. A panel of three will be appointed to consider the application and their decision will be final.

### 3.5 QUALIFICATION FOR EVENTING CHAMPIONSHIPS

There are three Team Championship competitions

- **The Open Championship:** Winners receive the Irish Pony Club Rose Bowl. For Branch teams of three or four riders, only one of whom may be over 21 years but under 23 years on 1<sup>st</sup> January of the current year.
- **The Intermediate Championship:** Winners receive the IHTS Trophy. For Branch teams of three or four riders, only one of whom may be over 21 years but under 23 years on 1<sup>st</sup> January of the current year.
- **The Junior Championship:** Winners receive the Tommy Brennan Trophy. For Branch teams of three or four riders under 15 years on 1<sup>st</sup> January of the current year.
- **The U12 championship :** Winners receive the Broomfield Cup. For Branch teams of three or four riders over 10 years and under 12 years on 1<sup>st</sup> January of the current year.

**A branch which is unable to field a team may enter up to two individuals in each competition .**

#### 3.5.1 General Conditions

- All qualifying competitions must have taken place in the current year. **As the 2020 Championship did not take place previous Crosscountry clear rounds will not be taken into account.**
- The same combination of horse and rider must qualify at both events.
- **Competitors can ride two mounts in a qualifier as long as the number of entries are not exceeded for the Event. Riders who do not get to compete both mounts will be refunded one entry (to be paid by the organising branch)**
- One Cross-Country round must be completed clear of penalties and the other with not more than 20 penalties.
- Open competitors must complete one Irish Pony Club One Day Event in the current year to be eligible.
- A horse and rider combination having already qualified for selection for the Intermediate Championship may, if they wish, compete at Open level. However, if this same combination qualifies for selection for the Championship it must remain at the higher level and can not return to compete again at Intermediate level in either qualifiers or at the Championships in the current year.
- A horse and rider combination having already qualified for selection for the Junior Championships may if they wish, compete at Intermediate or Open level. However, if this same combination qualifies for selection at Intermediate or Open level they must compete at that level and cannot return to compete at a lower level, in either qualifiers or at the Championships in the current year.
- Only one combination of horse and rider, qualifying under Rule 3.4.7 may be on any team.
- No competitor may ride more than once in any one year in the Eventing Championships.

### 3.6 OPEN QUALIFICATION

To qualify for selection for the Open Championship competitors and their horses, as a combination, must have completed **ALL SECTIONS** of:

- The Open Competition of two approved IPC One Day Events
  - or
- **The Open Competition of one approved IPC One Day Event and an EI 115, EI 110, EI 110P Competition in Eventing Ireland**
  - or
- The Open Competition of one approved IPC One Day Event and the Open Competition in the IPC Eventing Championship of the previous year. (Open was formerly known as Members)

First time competitors in the Open class qualifiers, who record just 20 penalties on the cross country course in an Open qualifier, may use this as one qualifying round for the Intermediate Championship should they decide to remain in this class.

Qualifying rounds will be acceptable only from different venues, i.e. where a competitor at Open level is using one E.I. competition as a qualifying round he can not use an IPC qualifier at the same venue on a different date.

### 3.7 INTERMEDIATE QUALIFICATION

To qualify for selection for the Intermediate Championship competitors and their horses, as a combination, must have completed **ALL SECTIONS** of two approved Pony Club One Day Events (Intermediate Section) during the period 1st January – 31st August of the current year. One qualifying competition must have been completed without cross country jumping penalties and the other with not more than 20 cross country jumping penalties.

Completion of the relevant section at the IPC Eventing Championship in the previous year without cross country jumping penalties may count as one of these events, provided that it was carried out by the same combination of horse and rider in the Intermediate Championship Competition.

### 3.8 JUNIOR QUALIFICATION

To qualify for selection for the Junior Championship, competitors and their horses, as a combination, must have completed **ALL SECTIONS** of two approved Pony Club One Day Events (Junior Section) during the period 1st January – 31st August of the current year. One qualifying competition must have been completed without cross country jumping penalties and the other with not more than 20 cross country jumping penalties. Completion of the relevant section at the IPC Eventing Championship in the previous year without cross country jumping penalties may count as one of these events, provided that it was carried out by the same combination of horse and rider.

### **3.9 U12 QUALIFICATION**

To qualify for selection for the U12 championship, competitors and their ponies/horses, as a combination, must have completed ALL SECTIONS of two approved One Day Events (U12 class) during the period 1<sup>st</sup> January to 31<sup>st</sup> August of the current year. One qualifier must have been completed without cross country jumping penalties and the other with not more than 20 cross country jumping penalties. Completion of the U12 section of the IPC Eventing Championship in the previous year without cross country jumping penalties may count as one of these events, provided that it was carried out by the same combination of horse and rider.

**Riders must be in their tenth year (this is the lowest age to compete at qualifiers)**

### **3.10 BRANCH ENTRIES**

District Commissioners of Branches shall submit entries for qualifiers and Championships only on the official IPC form by the required dates and times. They may be sent by post, by fax, by e-mail or delivered by hand. These forms must be signed and the details given must be accurate. Late entries, or those received which are not on the official form, will not be accepted. Please note that District Commissioners are required to certify personally that all riders and horses entered are eligible. The official name of the horse, as on his passport, must be entered on the entry form - not any other name by which he may be known.

### **3.11 BRANCH REPRESENTATIVES**

If the District Commissioner of a competing team or individual is unable to be present at the competition, he or she must inform the organiser of the event, or the secretary at the Championships, in writing of the name of the person appointed to be his or her representative.

### **3.12 SUBSTITUTION**

After the closing date for entries, no substitutions may be made of horses or riders except in the cases of illness, lameness or other unavoidable circumstances. These must be certified in writing by the District Commissioner giving full details of qualifying competitions.

- If a horse has to be substituted, an alternative rider may be nominated
- If a rider has to be substituted, an alternative horse may be nominated
- If a Branch enters two teams, a substitution may be made from one team to the other.
- No substitutes shall be allowed after the competition has started
- No horse or rider replaced by a substitute may re-enter the competition

If an invitation to compete in the UKPC Open Team Championship was received any substitution of a competitor from the winning IPC Eventing Championship Open team must have the approval of the IPC Chairman and two members of the IPC Eventing Committee. The substituted combination must have competed in the Championship in the current year.

### **3.13 SCORING AND CLASSIFICATION**

#### **3.13.1 Individuals**

The penalty points incurred by a competitor in each of the three Phases shall be added together to give his final score for the whole competition, the competitor with the least penalties being

the winner. A competitor disqualified or eliminated in one Phase shall be eliminated from the whole competition.

### **3.13.2 Teams**

A team may consist of either three or four members from the same branch but only the three best scores of each team shall be counted. These are added together to give the team's final score, the team with the least penalties being the winner. If less than three members of a team complete the competition, there is no team score.

### **3.14 EQUALITY**

In the event of equality for individual places, the total penalties in the cross country phase (jumping and time penalties) shall decide the final placing. If these are equal, the penalties in dressage shall be the deciding factor. Should the penalties in all three phases be the same, the winner will be the competitor whose cross country time was closest to the optimum time. If the scores are still equal, then the result is a tie

### **3.15 AWARDS AT CHAMPIONSHIPS**

Rosettes are awarded to competitors gaining from 1<sup>st</sup>- 6<sup>th</sup> place in the following:

- The team competition in all classes.
- The individual competition within each arena in all classes.
- Best dressage performances in each arena in all classes.

Best turned out team rosettes will be awarded in each class.

The Eventing Bursary will be awarded to the Open rider, under 21 on 1<sup>st</sup> January of the current year, who in the opinion of the judges appointed by the Eventing Committee has ridden the most competent horsemanship round on the cross country course.

### **3.16 AWARDS AT AREA AND BRANCH EVENTS**

Rosettes are awarded to competitors placed 1<sup>st</sup>-6<sup>th</sup> overall in each arena and for the Best Dressage in each arena.

Prizes in kind should be presented to competitors placed 1<sup>st</sup>, 2<sup>nd</sup> and 3<sup>rd</sup> overall in each arena. These should be in addition to any prizes given by our generous sponsors. It is recommended that the first prize should be equivalent in value to the entry fee and thereafter on a declining scale.

### **3.17 QUERIES AND OBJECTIONS**

Queries must be made as soon as is reasonably possible after the incident which gave rise to them. Queries on dressage scores must be made not later than 1 hour after the score-sheets have been released. It is essential that queries on results should be made as soon as they have been posted, but within 30 minutes, in order to allow the Official Steward and the Scoring Team the necessary time to investigate the matter.

**Due to Covid 19 all queries must be submitted in writing.**



Any query to final scores must be lodged within 30 minutes of the final results having been posted. **There will be no change of results after the day of competition. The onus is on the competitor to ensure that his result has been accurately recorded on the official score sheet before he/she leaves the venue.**

District Commissioners or their appointed representative, Area Representatives or Officials of the Event are entitled to lodge a query in writing on the appropriate form which will be provided by the Secretary on request. Video evidence will not be considered. The Secretary will inform the Official Steward who will then give his decision on the matter.

If the decision of the Official Steward is not accepted then the Jury of Appeal will consider the objection and after investigation their decision will be final. The originator may amplify his case before the Jury of Appeal but will not be present at their deliberations. €50 must accompany the objection and will be forfeited unless the Jury of Appeal decides that there were good and reasonable grounds for the objection.

### **3.18 JURY OF APPEAL**

The Organiser of the event shall appoint three persons to the Jury as the need arises who should remain at the venue for half an hour after the final scores have been posted.

At Area and Branch competitions, the Jury of Appeal shall consist of three of the following:

- District Commissioner of host branch and **two** of the following;
- The Area IPC Eventing Committee member
- A Dressage Judge
- The Chief Show Jumping Judge
- The Cross Country Steward
- Any other member of the IPC Eventing Committee

At the Championship the Jury of Appeal shall consist of three of the following:

- The Chairman of the Irish Pony Club
- The Eventing Chairman
- The Technical Delegate
- The Cross Country Chief Steward
- Those members of the Irish Pony Club Eventing Committee who are present
- A Dressage Judge or a Show Jumping Judge

## SECTION 4: ORGANISATIONAL REQUIREMENTS

### 4.1 SAFETY STATEMENT

The following statement must be included in all Event programs.

*"The Organizer of this Event has taken reasonable precautions to ensure the health and safety of everyone present. For these measures to be effective, everyone must take all reasonable precautions to avoid and prevent accidents occurring and must obey the instructions of the Organizer and all the officials and stewards."*

The Chief Steward and the Safety Officer may take such action as they feel necessary to protect the health and safety of horses and riders, or anyone attending an event. Organizers must require all drivers and passengers on all terrain vehicles, or riders of motorcycles, to wear a suitable head protector and must not allow passengers to be carried on such vehicles (unless designed or specifically adapted for the purpose) except in an emergency.

### 4.2 OFFICIAL STEWARD

Official stewards shall be appointed to attend each Event. They shall check that all necessary medical and veterinary personnel or arrangements are in place and that the risk assessment and crisis management forms have been satisfactorily completed. They shall be responsible for the standard of the cross country course, brief the fence judges and ensure that the event is run according to these rules. They shall check the results, deal with queries and attend prize giving.

### 4.3 SAFETY OFFICER

A safety officer must be present at the event and must have completed the risk assessment form in advance of the Event. He will ensure that the fall report forms are completed, monitor general safety throughout the day and report to the Official Steward. He may need assistants at some venues.

### 4.4 MEDICAL COVER

At all Eventing competitions it is mandatory to have either a **doctor / paramedic** and an ambulance present on site during the dressage phase. Before the show jumping warm up arena is open to competitors, and throughout the show jumping and cross country phases, the official **doctor / paramedic** and the ambulance and its crew must be present. Should the ambulance need to leave the venue to transport a patient then all activity must be halted until its return. For this reason it is advisable to engage two ambulances. A plan should be made with the doctor/first-aid personnel for an alternative arrangement should it be necessary for the ambulance or the doctor to leave the ground during the competition. The doctor's vehicle which should be four wheel drive, and at least one ambulance or four wheel drive vehicle fitted with a stretcher, must be able to reach the dressage and show jumping arenas and all parts of the cross country course.

**All competitors who have taken a fall must report to the ambulance or medical team onsite. If they haven't/ refuse to see the doctor or medical team a €50 fine must be paid by the club to head office. In order to compete at next Event a doctors letter clearing the member to ride must be submitted to Head Office before 3pm on the Friday before the next competition. Otherwise, entry will be refunded and competitor CANNOT compete.**

#### **4.5 VETERINARY COVER**

At all events a veterinary surgeon should be present at the venue. If this is not possible a local practise must give a commitment to be available, should the need arise. . Contact details must be displayed at the secretary's office. An arrangement such as this must be made well in advance of the competition. An empty trailer with suitable towing vehicle, tarpaulin and screens must be available.

#### **4.6 DESTRUCTION OF SEVERELY INJURED HORSES**

If in the opinion of the official Veterinary Surgeon a horse is so severely injured that on humanitarian grounds it ought to be destroyed the following procedure will apply: If the owner or his authorised representative is present, his agreement will first be obtained by the official Veterinary Surgeon. If the owner or his representative is not available the Official Steward, acting on the advice of the Official Veterinary Surgeon may order the destruction of the horse

#### **4.7 FARRIER COVER**

Ideally a farrier should be present at the venue. If not, an agreement should be reached that one would attend if required. An arrangement such as this need to be made well in advance of the competition.

#### **4.8 COURSE MAINTENANCE**

Throughout the day of competition a course maintenance crew must be available. They will maintain the take-off and landing areas of fences, repair ground, flags, roping and damaged fences. They will be responsible for making screens and tarpaulins rapidly available if and when required.

#### **4.9 COOLING OFF ARENA**

In the interests of animal welfare it is recommended that an arena should be provided where horses may be led round while recovering after the cross country round. A knowledgeable steward should oversee this in an effort to promote education in this matter. Where possible it is desirable that a fresh water supply should be convenient to this arena.

#### **4.10 COMMUNICATIONS**

It is essential that rapid communication is in place to cover all eventualities. The principal reason for having radios is to be in a position to instantly alert the medical and veterinary personnel about a problem. A second reason is to help with the smooth running of the event, and thirdly, to provide information to the commentary personnel. Radios are required for the doctor, ambulances, vet, safety steward, course maintenance personnel, organiser, secretary, scorers, tack inspector, arena stewards, starter, zone stewards and/or fence stewards.

Mobile phones are not an adequate substitute due to the possibility of poor coverage or loss of network.

#### **4.11 COMMENTARY**

Good commentary is a necessary requirement at an event, particularly during the cross country phase. It gives the competitors and their supporters, sponsors, spectators and volunteers up to date information and ensures important announcements can be communicated efficiently. It is helpful if the commentator is provided with additional information and so able to fill in should a delay occur.

## **APPENDIX 1 – NOVICE EVENTS**

Classes other than Open, Intermediate and Junior are known as Novice Events. These are suitable for the less experienced and younger members, and for the more knowledgeable members with green horses, as an introduction to Eventing.

Members competing over the 90 cms. cross country tracks must have passed the “C” test. No exceptions will be made.

### **Under 12 Events**

For the U12 class the specifications for the cross country and the show jumping courses are included in the Charts of Dimensions for the Open, Intermediate and Junior classes, and is a maximum of 80 cms. There may be a requirement for a class of a maximum of 70 cms, or even less, in which case the specification of the course, along with relevant dressage test, needs to be included on the notice for the event.

All others, entering for classes running over lower tracks, must be of “D+” test standard as verified by their DC.

Pony eligibility: Rule 3.3 will apply page 23.

All these competitions will be governed by the IPC Rules for Eventing.

## APPENDIX 2 - CONDITIONS OF THE RED MILLS IRISH PONY CLUB EVENTING LEAGUE

1. Open only to current Irish Pony Club members. Competitors must be under 21 years on 1st January of the current year.
2. Points will be awarded to the same horse or pony and rider combinations placed 1st-6th in their respective classes and arenas at the current years Red Mills Irish Pony Club Horse Trial qualifiers and at the Red Mills Irish Pony Club Eventing Championship.
3. **There will be 5 sections:**
  - I. **RedMills U12 League.**
  - II. **RedMills Junior League.**
  - III. **RedMills Intro Intermediate League**
  - IV. **RedMills Intermediate League.**
  - V. **RedMills Open League**
4. Rules of eligibility as per current Irish Pony Club Eventing Rules.
5. Points will be awarded at each qualifier as follows:

1st: 6 points	2nd: 5 points	3rd: 4 points
4th: 3 points	5th: 2 points	6th: 1 point are totalled

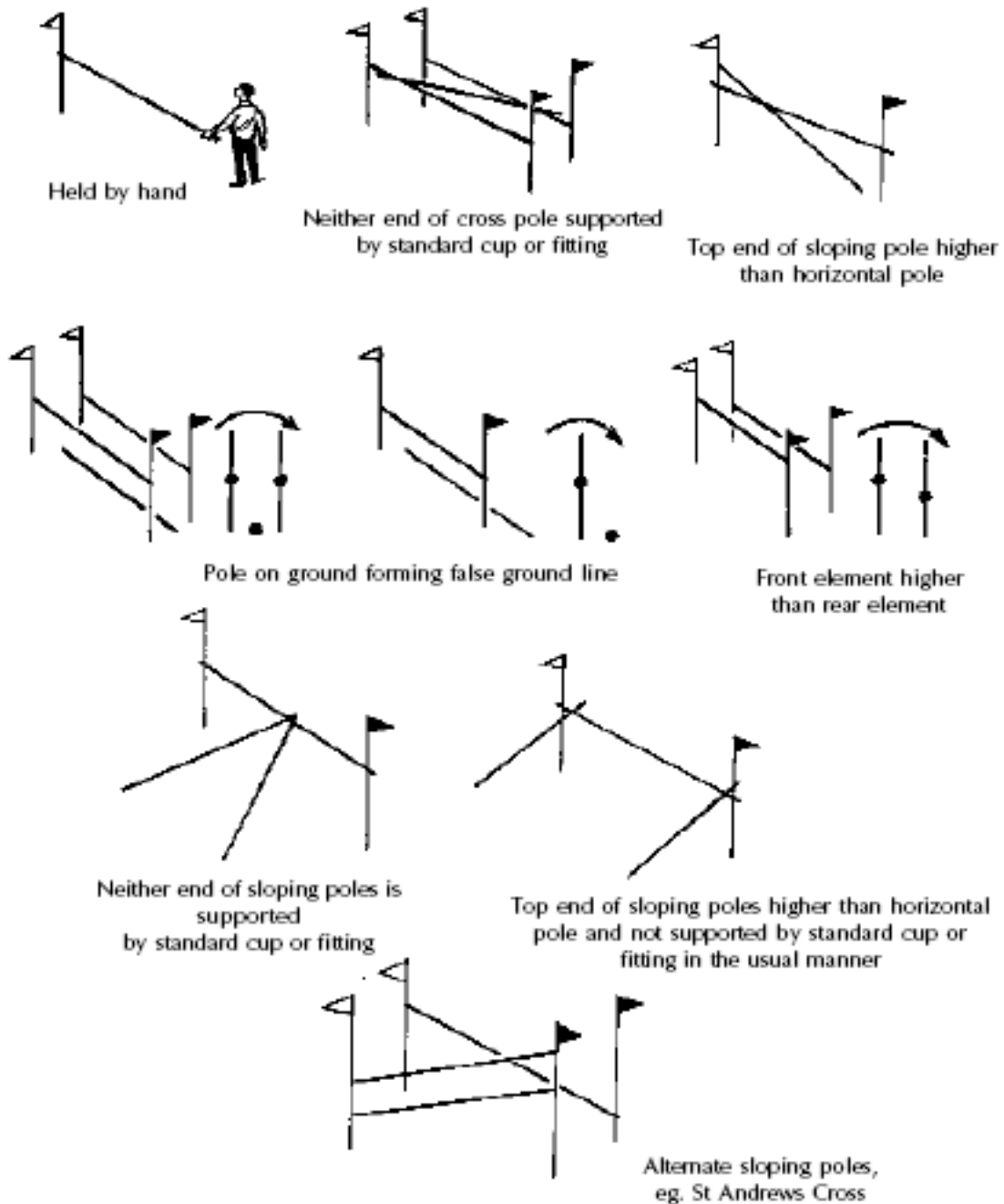
Double points will be awarded at the Championships.
6. Red Mills will present rugs and rosettes to winners, and rosettes to those placed 2nd - 6th in the League. These presentations will be made at the Championships.
7. Members may not compete **on the same horse** at qualifiers on two consecutive days. Anyone found in breach of this rule will forfeit Red Mills League points for both days.

## APPENDIX 3 - EVENT CHECKLIST

<b>Personnel</b>	<b>Equipment</b>
Competition Secretary	Road signs
Chief Steward	Venue signs
Technical Advisor	Current rulebook
Safety Steward	Current tack sheets
Chief Scorer	Tent or Caravan
Commentator	Portaloos
Dressage Steward	Programme
Dressage Judges and Scribes	Competitors Numbers
Dressage Tack Steward	Rosettes
SJ Course Builder (SJI)	Prizes
Arena Party	Dressage arenas and letters
SJ Judge(s) and Scribe(s)	Dressage score sheets
SJ Arena steward	Show Jumps
SJ Arena party	Show Jumping score sheets
Warm up arena steward	XC timing clock
SJ Tack Steward	XC numbers, letters, signs
XC Course Builder	XC score books/sheets
XC Fence Stewards	XC time sheets
XC Call Up Steward	Score boards, pencils/pens
XC Tack Steward	Stopwatches
XC Starter	Results sheets
XC Score Sheet Collectors	Results board
XC Timer and Scribe	Master score sheets
Car park Steward	Radios
Hospitality Steward	Public Address
Ambulance Personnel	Ambulances
Doctor	Trailer available for veterinary use
Vet	High Viz Vests
Farrier	Whistles
XC Course Maintenance Crew	Mobile Tack Shop
Appeals Committee	Mobile Caterer

## APPENDIX 4 - EXAMPLES OF PRACTICE SHOWJUMPING FENCES THAT ARE NOT ALLOWED

### Examples of practice showjumping fences that are not allowed





# Notes